



## 4K HDMI Splitter, 1x2



### Quick Installation Guide

DS-46304

## **INTRODUCTION:**

This high performance HDMI splitter provides one HDMI into two HDMI outputs and supports 4K2K, Full 3D, 12-bit Deep Color as well as High Definition Lossless Audio. With its 3Gbps bandwidth and the additional features of the latest HDMI standards you can be sure of great HDMI distribution.

## **APPLICATIONS:**

- Simultaneously display one HDMI source on two TVs/projectors
- Showroom display
- University lecture hall display
- Retail sales display
- Commercial presentation switcher/scaler

## **FEATURES:**

- Integrated HDCP decryption/encryption engines which are compliant with HDCP Rev 1.3 specification
- Wide Frequency Range: 25MHz - 340MHz
- Supports HDTV resolutions up to 4K2K
- Supports 1080p@60Hz, Deep Color 12-bit
- Supports LPCM 7.1CH, and DTS-HD Master Audio
- Supports Full 3D

## **PACKAGE CONTENTS:**

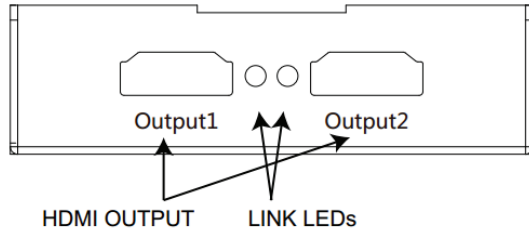
- 4K HDMI Splitter
- 5 V/1A DC Power Supply Adaptor
- 4 x Rubber Foot
- Quick Installation Guide

## **SYSTEM REQUIREMENTS:**

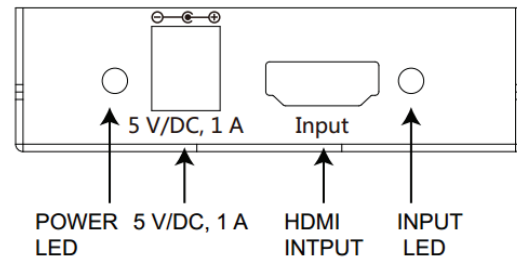
- HDMI equipped source devices such as a DVD/Blu-ray play with HDMI cables or DVI to HDMI cables
- HDMI equipped displays (TVs or monitors) with HDMI cables

## PANEL DESCRIPTIONS:

### Front Panel:



### Back Panel:



**HDMI OUTPUT:** Connect each of the output ports to the HDMI display for simultaneous HDMI distribution

**LINK LEDs:** These LEDs will illuminate when the HDMI outputs are connected to the display with signal display on screen

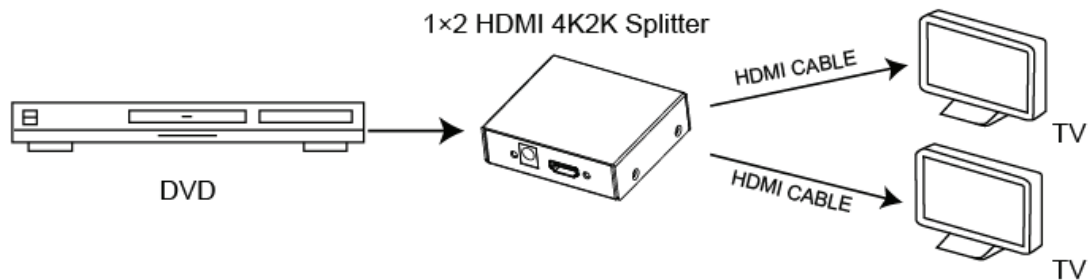
**HDMI INPUT:** Connect the input port to the HDMI or DVI output of your source equipment such as DVD player or set-top box

**INPUT LED:** The input led will illuminate when connect to a HDMI source

**POWER LED:** The power LED will illuminate when the unit is powered

**5 V/1A DC:** Connect the 5 V/1A DC power supply into the splitter and Plug the adaptor to AC wall outlet

## CONNECTION DIAGRAM:



## OPERATION:

1. Connect the HDMI cable from the HD source to the input port of this HDMI Splitter.
2. Connect the HDMI cables from your displays (monitor or projector) to the outputs of this Splitter.
3. Plug the 5VDC power supply into this HDMI Splitter.
4. Turn on the power then the HDTV signal will be distributed to each HDTV display.

## SPECIFICATIONS:


Video Bandwidth	340MHz/10.2Gbps
Input Port:	1×HDMI (Female connector)
Output Ports:	2×HDMI (Female connector)
Output Resolution	480i~1080p@50/60, 1080p@24/50/60, VGA~UXGA, 4K 2K@30
Chassis Material	Metal
Operating Temperature	0 °C~40 °C/32 °F~104 °F
Storage Temperature:	-20 °C~60 °C/-4 °F~140 °F
Relative Humidity	20~90% RH (non-condensing)

- a. Note: When displaying a 3D signal with a higher bandwidth than 225MHz or a 4K2K resolution source, a High Speed HDMI cable is required.

### Note:

External power supply unit, Manufacturer: Dongguan MLF Tech. Co., Ltd.;

Model name: MLF-A00060501000FE0021;

Rating, Input: 100-240 V~, 50/60 Hz, 0,18 A Max; Output: 5,0 V , 1 A;

A. The apparatus shall not be exposed to dripping or splashing and that no objects filled with liquids, such as vases, shall be placed on the apparatus. B. The MAINS plug is used as the disconnect device, the disconnect device shall remain readily operable.