

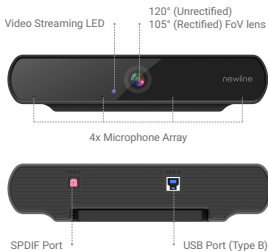
newline

# TC-4V19Z

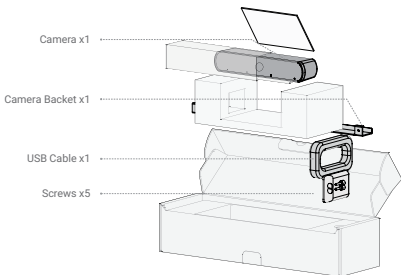
## User Manual



# FEATURES



# PACKAGE CONTENTS


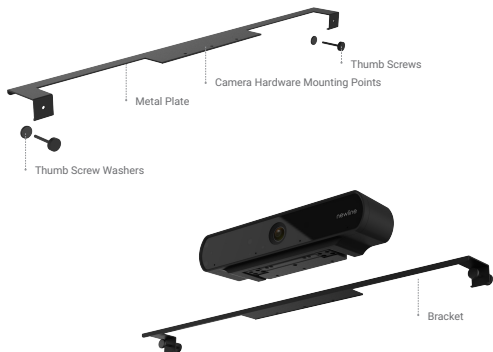


Note. We recommend that you use the accessories provided. The use of unapproved third-party accessories may result in poor performance.

# TC-4V19Z INSTALLATION

## MOUNT ON THE TOP OF A DISPLAY

Suitable for a wide range of sizes (15mm-32.6mm)



# TC-4V19Z INSTALLATION

## MOUNT ONTO A TRIPOD



Tripod Mounting Option  
(Tripod not included)

## SET UP YOUR PRODUCT

1. Mount your camera to the display directly or use the option tripod method.
2. Connect the included USB cable from the camera to the connected devices such as a laptop or OPS.  
If echo cancellation is required, connect the camera using the SPDIF port.

Note. USB 3.0 is required to achieve 4K 30 Fps.



## Explanation of the symbols

DC symbol

is the DC voltage symbol.

WEEE Warning symbol

To avoid the potential effects on the environment and human health as a result of the presence of hazardous substances in electrical and electronic equipment, end users of electrical and electronic equipment should understand the meaning of the crossed-out wheeled bin symbol. Do not dispose of WEEE as unsorted municipal waste and have to collect such WEEE separately.

Restriction of Hazardous Substances Directive (RoHS)

All adapter devices comply with the requirements of the EU RoHS Directive. Statements of compliance can be obtained by contacting [support@newline-interactive.com](mailto:support@newline-interactive.com).

## Safety Instructions

Save these instructions. Read these safety instructions before use!

### General Requirements

• Before you install and use the device, read the safety instructions carefully and observe the product during operation.

• During the process of storage, transportation, and operation, always keep the device dry, clean, and avoid impacts.

• Do not attempt to disassemble the product to prevent serious injury.

Please contact Newline if service is required.

• Please refer to local laws and statutes while using this device and observe the legal rights of others.

### Environmental Requirements

- 
- 
- 
- 

### Operating Requirements

- 
- 
- 

### Cleaning Requirements

- 
- 
- 

### Troubleshooting

## FCC Statement

This device complies with part 15 of the FCC Rules. Operation is subject to the following two conditions: (1) this device may not cause harmful interference, and (2) this device must accept any interference received, including interference that may cause undesired operation.

Any Changes or modifications not expressly approved by the party responsible for compliance could void the user's authority to operate the equipment.

## IC Statement

This device complies with Industry Canada's licence-exempt RSSs.

Operation is subject to the following two conditions:

(1) this device may not cause interference; and  
(2) this device must accept any interference, including interference that may cause undesired operation of the device. CAN ICES-3(B)

Le présent appareil est conforme aux CNR d'Industrie Canada applicables aux appareils radio exempts de licence.

L'exploitation est autorisée aux deux conditions suivantes :

(1) l'appareil ne doit pas produire de brouillage;  
(2) l'utilisateur de l'appareil doit accepter tout brouillage radioélectrique subi,

même si le brouillage est susceptible d'en compromettre le fonctionnement. NMB-3(B)

## Contact Information

Newline Interactive Inc.

101 East Park Blvd. Suite 807 Plano, TX 75074, USA

## About Newline Interactive

Headquartered in Plano, Texas, Newline Interactive is a leading supplier of interactive touch screens and innovative software that increase productivity and enable collaboration. Newline Interactive develops products that help organizations in a wide range of vertical markets including financial services, education, healthcare, law enforcement, manufacturing, municipalities, and legal services.

### Technical Support

Visit Newline (<https://newline-interactive.com/>) for the latest information, FAQ and product documents. The email address provide here is for the U.S. only. I recommend pointing them to the website to ensure each region can handle support issues.

