



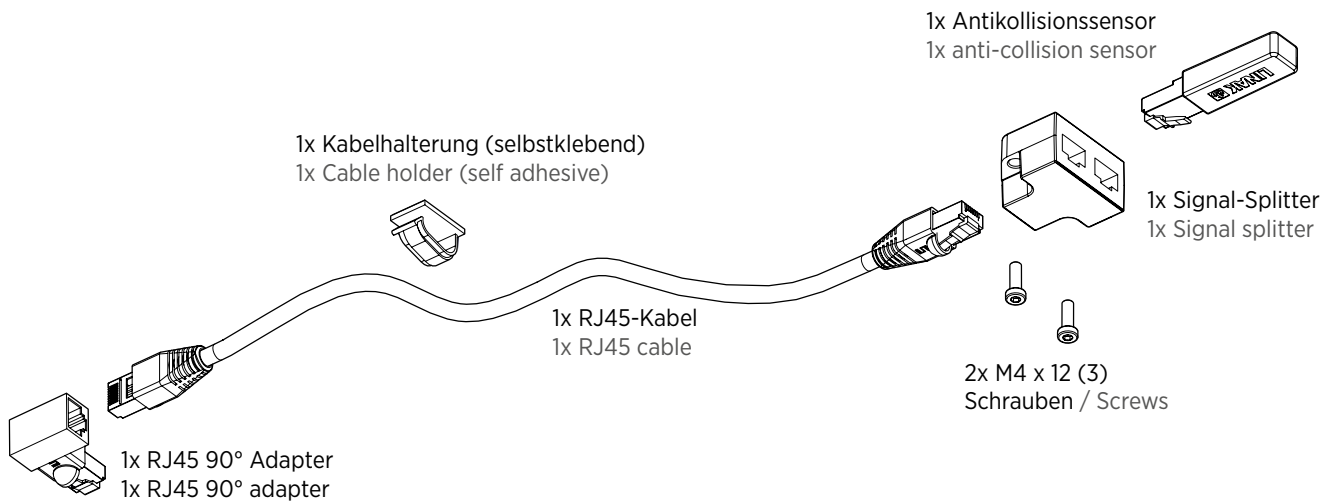
**Montageanleitung** | Mounting instructions

# Antikollisionssensor

## Anti-collision sensor

für Kindermann DisplayLift 4013 000 300/301  
for Kindermann DisplayLift 4013 000 300/301

## Lieferumfang / Scope of delivery



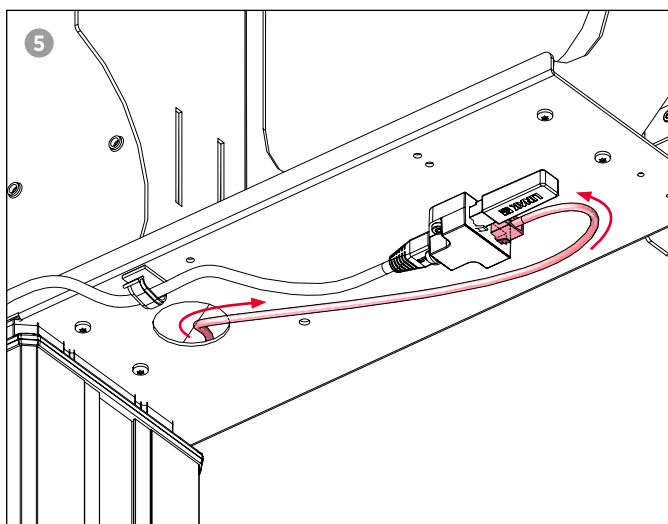
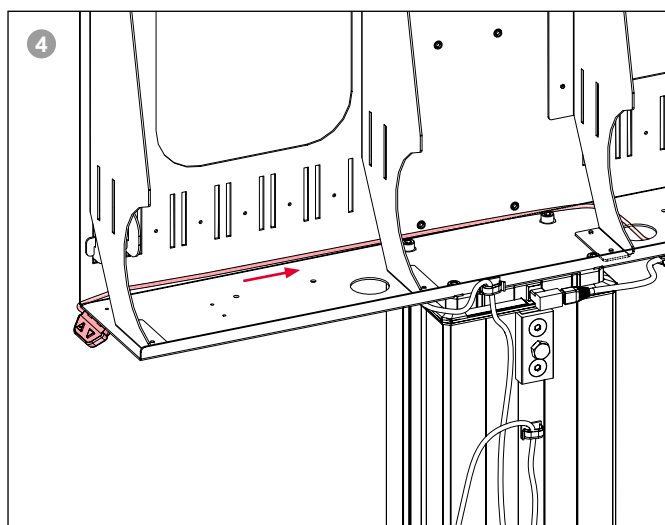
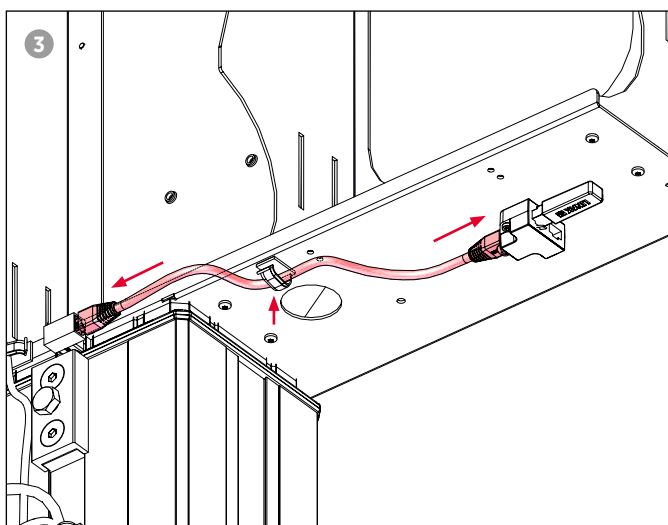
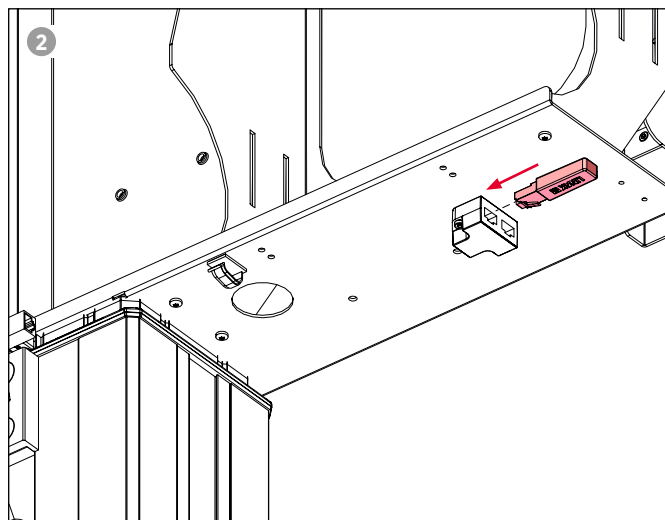
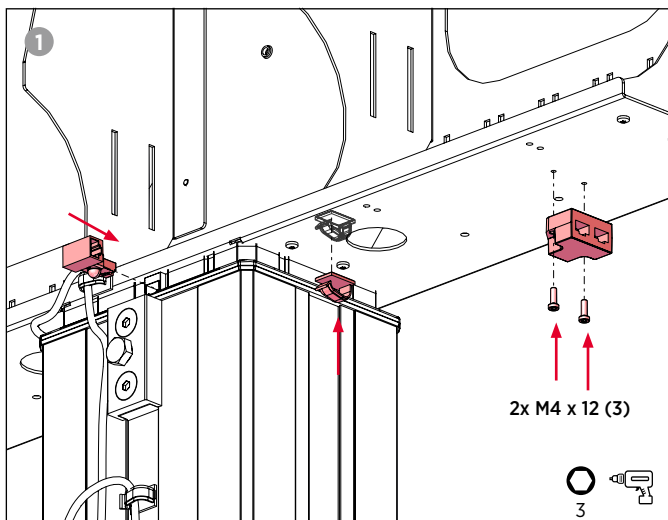
## Benötigte Werkzeuge / Tools needed



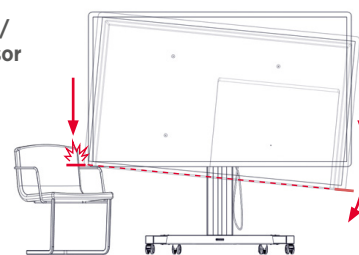
## ⚠ Sicherheitshinweise / Safety instructions

- Bitte diese Anleitung sorgfältig durchlesen und aufbewahren.
- Aufbau und Montage sollen durch qualifizierte Personen durchgeführt werden.
- Bitte installieren Sie alle Komponenten wie abgebildet.
- Defekte Bauteile dürfen nicht verwendet werden
- Please read these instructions carefully and keep them for future reference.
- Assembly shall be done by qualified persons only.
- Please install all components as shown.
- Defective components must not be used

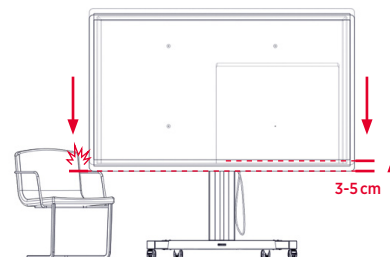
## Montage / Mounting



**Ohne Antikollisionssensor /  
Without anti-collision sensor**



**Mit Antikollisionssensor /  
With anti-collision sensor**



**Kindermann GmbH**

Mainparkring 3 | D-97246 Eibelstadt | Germany

Email: [info@kindermann.de](mailto:info@kindermann.de)

Subject to alterations | 4013 000 310 | 842 229 | DE/EN | 06.2022

[www.kindermann.com](http://www.kindermann.com)