



# Wave

PPDS



Your evolutionary cloud platform  
unlocking the power, versatility  
and intelligence inside  
Philips professional displays



Designed for and in  
collaboration with  
system integrators.

Welcome to PPDS Wave – designed for system integrators, with system integrators, to bring next level display management and a wealth of time, energy and cost savings to your business.

### An essential application for your daily workflow

- > Works with different display hardware and generations so you can focus on innovation and not compatibility
- > Manages your displays proactively and remotely in one central location
- > Reduces the need for costly truck rolls and onsite display interventions
- > Pro-actively service displays without interruptions or traveling onsite
- > Allows you to scale integrations with a cloud native solution

## Your business benefits with Wave

**Scalable** - Ideal for managing any size of display installation

**Future proof** - Uses latest cloud native technology, supporting current and future device platforms

**Cost effective** - Eliminates the need to debug and maintain displays on site

**Sustainable** - Reduces the need for additional hardware and

traveling onto site

**Secure** - Designed and regularly updated with with the latest security considerations

**Easy-to-use** - Focuses on usability and real life requirements of display fleet managers

**Easy-to-integrate** - API-first design allows integration with your own or 3rd party apps

Look for the logo to discover all the latest Wave Ready Philips professional displays.



# PPDS Wave

constantly developing,  
consistently improving  
for your user experience

**Manage** your entire fleet in one central location

The screenshot shows a form titled "Create new customer" with a close button (X) in the top right. It includes an "Upload customer logo" section with a circular placeholder and a "Choose file..." button. Below this, it states "The maximum file size allowed is 500 KB." There is a "Customer name" field containing the text "My awesome customer" and a "Customer handle" field.

## Customise

Use your own logos and handles to customise URLs to bookmark for later use.

The screenshot shows a "Edit time slot" dialog box with a close button (X) in the top right. It features a timeline from 06:00 to 09:00. A "Standby" period is highlighted from 07:30 to 08:00. There are "On" and "Standby" buttons, and a "Remove time slot" button. "Cancel" and "Update" buttons are at the bottom.

## Power scheduling

Optimise display energy efficiency by scheduling on and standby.

The screenshot shows a table titled "InfoComm Wave Demo" with a subtitle "Demo module 2 - 8 ft 10 inch floor". The table has columns for "ID", "NAME", "TITLE", "TYPE", "SIZE", and "DATE". It contains 8 rows of playlist data.

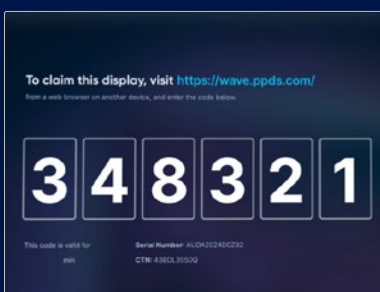
ID	NAME	TITLE	TYPE	SIZE	DATE
1	Wave01	Clipping display.mp4	video/mp4	68.97 MB	Jan 1, 2018
2	Wave02	Display Overview.mp4	video/mp4	46.03 MB	Jan 1, 2018
3	Wave03	Storage Display.mp4	video/mp4	71.27 MB	Jan 1, 2018
4	Wave04	Formwork Layout.mp4	video/mp4	28.81 MB	Jan 1, 2018
5	Wave05	Playlist.mp4	video/mp4	72.94 MB	Jan 1, 2018
6	Wave06	Power calibration.mp4	video/mp4	64.14 MB	Jan 1, 2018
7	Wave07	Power calibration.mp4	video/mp4	64.14 MB	Jan 1, 2018
8	Wave08	Power calibration.mp4	video/mp4	64.14 MB	Jan 1, 2018

## Default playlists

Upload default content so you never have a black screen.

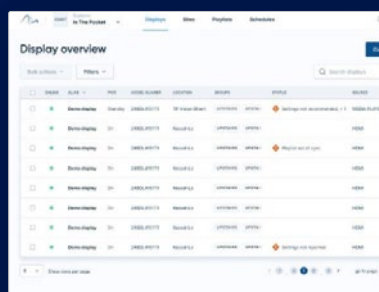


## Secure device provisioning



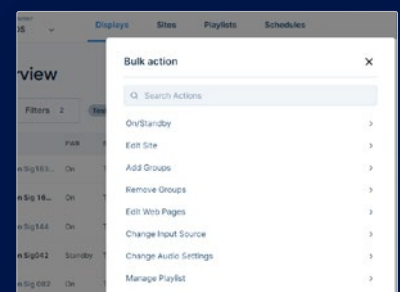
### Securely claim displays

Wave uses certificates, so once a device is claimed it cannot be claimed by any other account.



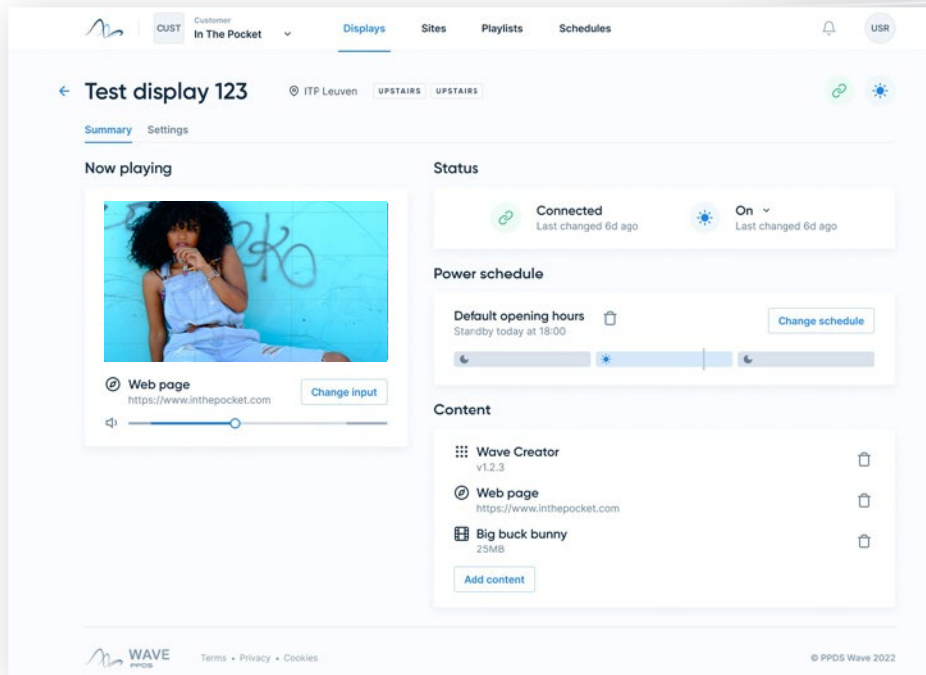
### Display overview

Easily see which displays are not reporting online.



### Filtering and bulk actions

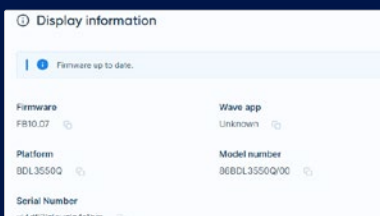
Filter for displays you want to modify and perform bulk actions.



### Focus on daily tasks

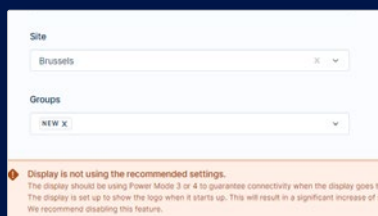
Our display detail brings critical information to the forefront.

## Dive into the details



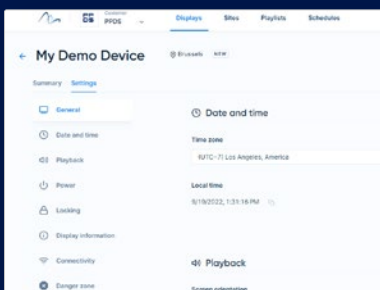
### Update firmware

Control and schedule updates when new versions are available.



### Alerts

Get alerts and recommendations when settings are not optimal.



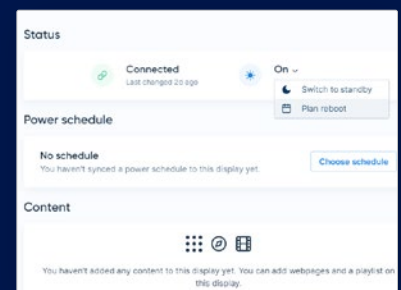
### Set and forget

Dive deeper to update any setting needed for your installation.



### Grouping

Group or tag your devices however you wish to easily sort and find them.



### Scheduled reboot

Reboot displays immediately or schedule reboots in the future.

# Specifications

## Modern platform

Wave leverages the latest AWS IoT managed services to efficiently and reliably manage your hardware remotely.

## API-first

All features in our portal are also available via our GraphQL API.

## Secure

- > Diverse certificates
- > End-to-end encryption
- > 2F authentication
- > Rotating keys
- > Infrastructure as Code (IaC)

## Supported displays

The following displays are currently compatible with the WAVE platform:

### Interactive

- > BDL6051C
- > BDL8051C
- > BDL3552T
- > BDL3452T
- > 24BDL4151T
- > 10BDL4551T

### Digital Signage

- > BDL4150D
- > BDL4051D
- > BDL4550D
- > BDL3550Q

## Supported browsers


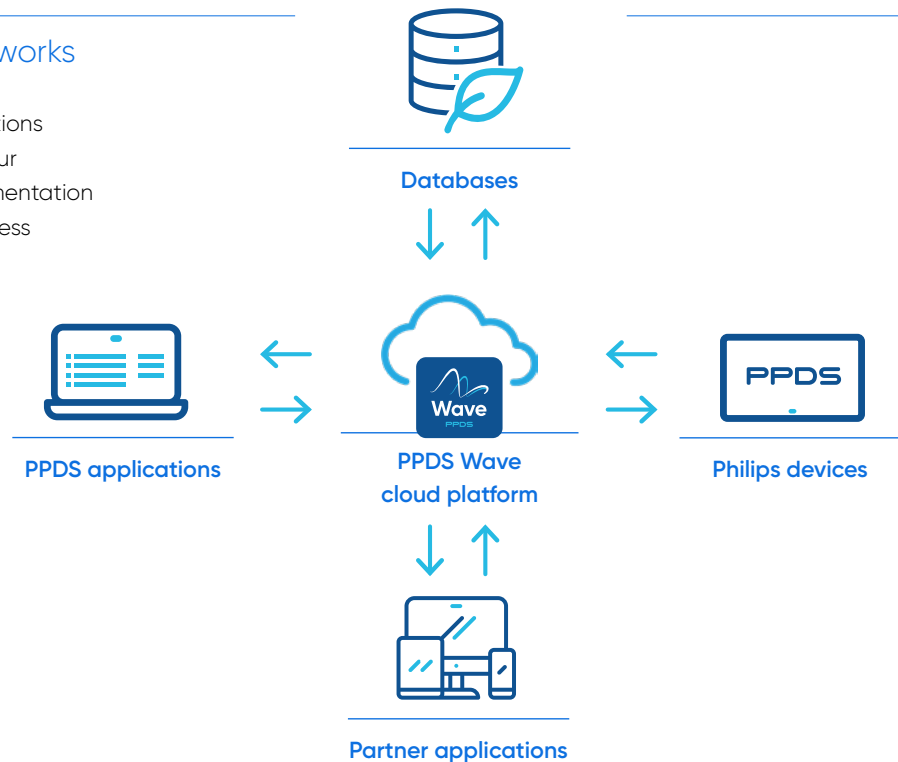
WAVE is a web application that runs in most modern browsers, including:

- > Google Chrome (v93 and up)
- > Microsoft Edge (v96 and up)
- > Mozilla Firefox (v95 and up)
- > Microsoft Internet Explorer (v11 and up)
- > Opera (v82 and up)
- > Apple Safari (v13.1 and up)



## Easy Integration – How it works

The Wave platform supports integrations with different types of devices with our API-First architecture. Visit our documentation so you can find out more how to access Wave features.



Get your free account and see what Wave can do for your business.

### Wave documentation

For the latest updates and information about Wave features please visit [docs.wave.ppds.com](https://docs.wave.ppds.com) or scan the QR code.

### Wave user guide

- > Set up
- > Claiming displays
- > Available actions
- > New feature updates

### Wave developer guide

- > API
- > GraphQL Playground



**PPDS** © 2023 PPDS. All rights reserved.

Issue date 2023-07-31 | Specifications are subject to change without notice.  
Trademarks are property of MMD and their respective owners. [ppds.com](https://ppds.com)

